

welcome

Thank you for visiting Snowbird, home to Utah's only Aerial Tram and the longest ski season of any resort in Utah. If you require assistance, please feel free to talk with anyone in a Snowbird uniform. We are here to help answer your questions and make sure you are having an amazing experience on the mountain. With over 2,500 acres of skiable terrain, over a dozen restaurants, four lodges, and two new major capital improvements for the 2017-18 ski season, we are more than excited to share our knowledge and passion with our guests.


free guided skiing tours *Level 3, Snowbird Center*
Join Snowbird's Mountain Hosts on a complimentary intermediate tour of the mountain. Offered daily, tours depart at 9:30 am and 10:30 am. Lift ticket required. Meet at the "Free Guided Ski Tours" sign.

snowbird fast facts

Average
of 500"
inches annually

The Summit
11,000 ft.
The Highest Restaurant in Utah

3,240"
vertical feet



2,500 acres



Longest
Season
In Utah






























avalanche rescue training center

Sharpen your skills at the Avalanche Rescue Training Center located just east of The Cliff Lodge. Sponsored by Wasatch Backcountry Rescue and Snowbird, enjoy free access to simulated avalanche scenarios with buried transceivers located by a probe strike.

+ for emergency care:

Call 801.933.2222 for assistance or report it to any lift operator.
After 5 pm, call the above number and ask for **ext. 5137**.
The Snowbird Medical Clinic is located on Level 1 of the Snowbird
Center and is open daily during the ski season from 9 am to 5 pm.
The Clinic can be reached at 801.742.3232.

lifts

lifts	Terrain Served	Vertical Rise	Travel Time	Closing Time
Aerial Tram	  	2,900 ft.	8 min.	3:45 pm
Peruvian	 	2,572 ft.	8 min.	4 pm
Wilbere Lift	 	668 ft.	4.5 min.	4:30 pm
Gadzoom	  	1,827 ft.	9 min.	4 pm
Gad 2	  	1,242 ft.	6 min.	4 pm
Mid-Gad Lift	  	1,315 ft.	9 min.	4:15 pm
Little Cloud	  	1,304 ft.	3.5 min.	3:45 pm
Baby Thunder	  	638 ft.	4 min.	3:45 pm
Chickadee Lift		149 ft.	3 min.	5 pm
Mineral Basin	  	1,429 ft.	4 min.	3:30 pm
Baldy	  	1,019 ft.	3.8 min.	3:30 pm

All lifts open at 9 am, Alta Interconnect and Peruvian Tunnel access closes at 3:30 pm, conditions permitting.

mountain report

For up to date lift and trail information, go to:
snowbird.com/mountain-report. Follow
@SnowbirdAlerts to get updated trail, lift and road conditions.

